

Overview

Whiteland Sector 103:

- **Whiteland Sector 103, situated along Dwarka Expressway, stands out as a symbol of excellence in the pursuit of your dream home. Strategically located on Southern Peripheral Road (SPR) in Gurgaon, this residential masterpiece by Whiteland Corp. goes beyond just providing a place to live; it focuses on creating a lifestyle tailored to the needs of modern residents.**
- **Diverse Investment Opportunities for Every Budget: Are you looking for a smart investment option? Whiteland Sector 103 offers a range of investment plans designed to accommodate various budget requirements.**
- **Thoughtfully Crafted Living Spaces: Designed by the renowned Hafeez Contractor, these homes are meticulously planned to prioritize your comfort. From elegant simplicity to functional sophistication, Whiteland Sector 103 seamlessly combines beauty with practicality.**
- **Leisure and Relaxation at Your Doorstep: Picture a sprawling 100,000 sq.ft. 5-star clubhouse! Whiteland Sector 103 provides access to such amenities, ensuring that every day feels like a peaceful getaway.**
- **Stunning Views and Tranquil Environment: Wake up to the breathtaking sights of the Aravali Range. Whiteland Sector 103 offers more than just a place to live; it offers a peaceful haven surrounded by nature's beauty.**
- **Trustworthy Construction: With Shapoor Ji Pallon Ji overseeing the construction, you can be confident that your home is built to last. Say goodbye to concerns about durability – Whiteland Sector 103 is dedicated to longevity.**
- **Prime Location and Connectivity: Positioned along Dwarka Expressway, Whiteland Sector 103 boasts seamless connectivity, making it an ideal residential choice for those who value accessibility. With its proximity to key areas, the project ensures a convenient lifestyle for its residents.**

A SMART CHOICE FOR CONTEMPORARY LIVING

Whiteland Sector 103 on Dwarka Expressway

Project Highlights

- - Experience a lavish lifestyle with top-notch features, spacious balconies, and soaring ceilings to create a villa-like atmosphere.
- - Ideal Location: Positioned in Sector 103, near Dwarka Expressway, with close proximity to both Delhi and Gurgaon.
- - Investment Opportunity: The project is strategically located at the entrance and exit of the Dwarka Expressway, and upcoming developments in the area make it a favorable choice for investment.
- - Convenience: Enjoy easy access to essential amenities such as hospitals, schools, recreational facilities, and major roads, ensuring a convenient urban lifestyle.
- - Unmatched features & facilities including a fully equipped modular kitchen and VRV Air Conditioning.
- - Clubhouse providing comprehensive lifestyle amenities such as a swimming pool, gymnasium, sports activity areas, banquet hall, and restaurant.
- - Affordable Elegance: Whiteland Sector 103 Gurgaon offers a blend of luxury and affordability, allowing you to enjoy a high-end lifestyle without breaking the bank.
- - Architectural design compliant with Vastu principles.

Whiteland New Launch Amenities

- HOMES WITH AUTOMATED FEATURES ACTIVATED BY A SIMPLE TOUCH
- ARCHITECTURAL MASTERPIECES CRAFTED BY HAFEEZ CONTRACTOR
- SITUATED WITHIN A SPRAWLING TOWNSHIP
- OFFERING STUNNING VISTAS OF THE ARAVALI RANGE AND A LUXURIOUS CLUBHOUSE
- ARCHITECTURE DESIGNED IN ACCORDANCE WITH VASTU PRINCIPLES
- A LAVISH 5-STAR CLUBHOUSE SPANNING 100,000 SQ.FT.
- DEVELOPED BY SHAPOOR JI PALLON JI
- BENEFITING FROM PRIME LOCATION ADVANTAGES
- VARIOUS PROPERTY TYPES AVAILABLE WITH DIFFERENT AREAS AND PRICES

Whiteland Sector 103 Location Advantage:

- Along 18 KMs eight lane Expressway
- 4 Km From Delhi
- 5 Km from Diplomatic Enclave
- 6 Km from Dwarka Metro Station
- 15 Minutes drive from IGI Airport
- 6 Km from 18-hole biggest Asia Golf Course
- 10 mins away from Gurgaon Railway Station
- 5 Mins Distance to Asia Biggest Convention Centre

Take Your Home

For Enquiry: +91-7011864482



Take Your Home

For Enquiry: +91-7011864482



	PHASE	AREA	TOWER
-----	PHASE-1	1.961 Acres	2 , 3 & 4
-----	PHASE-2	1.4211 Acres	1
-----	PHASE-3	2.832 Acres	COMMERCIAL
-----	PHASE-4	0.925 Acres	5
-----	PHASE-5	0.616 Acres	--
-----	PHASE-6	0.686 Acres	--
-----	PHASE-7	1.14015 Acres	EWS & N.S.

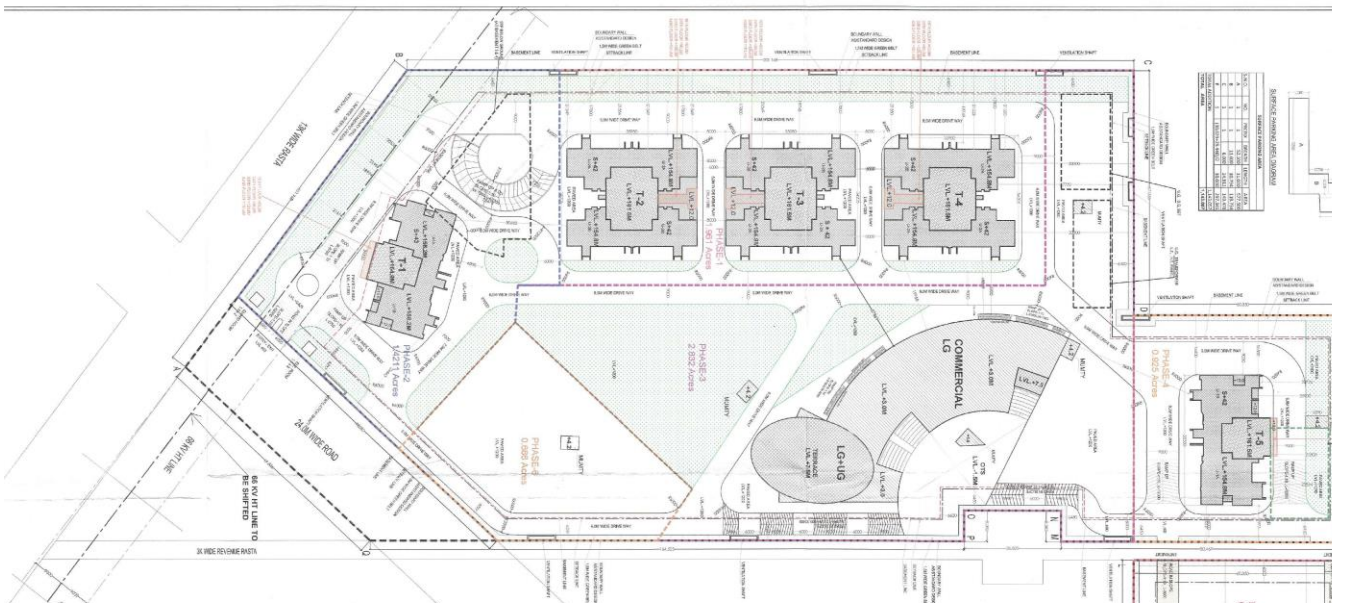

UNIT DETAIL						
	UNIT-1A- 4BHK (195.725)	UNIT-1B- 4BHK (186.605)	UNIT-1C- 4BHK (195.725)	UNIT-2A- 3BHK (140.780)	UNIT-2B- 3BHK (128.10)	TOTAL NO OF UNITS
TOWER 1	39	43	4	0	0	86
TOWER 2	0	0	0	84	84	168
TOWER 3	0	0	0	84	84	168
TOWER 4	0	0	0	84	84	168
TOWER 5	38	42	4	0	0	84
EWS						
TOTAL NO. OF UNITS	77	85	8	252	252	674
NO. OF PERSONS IN EACH UNIT						5
POPULATION						3370
TOTAL POPULATION PROPOSED						

Take Your Home

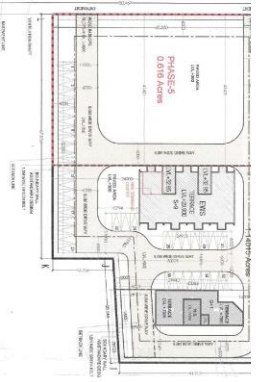
For Enquiry: +91-7011864482



Take Your Home For Enquiry: +91-7011864482




Tower Number	Floor Height
Tower 1	S+43
Tower 2	S+42
Tower 3	S+42
Tower 4	S+42
Tower 5	S+42



Take Your Home

For Enquiry: +91-7011864482





Take Your Home

For Enquiry: +91-7011864482



Take Your Home

For Enquiry: +91-7011864482